



# PRR & VS GOVT, COLLEGE.

)Accredited by NAAC with 'B' grade(

VIDAVALURU, SPSR NELLORE Dist.,



**SUBMITTED BY**

M.MERYLATHA

III B.COM

**Register No: 202125008**

**COMMUNITY SURVEY PROJECT**

**AND**

**AWARENESS ON**

**DAIRY FORMING PROJECT**

**UNDER THE GUIDENCE OF**

DR.G.PADMA PRIYA

DEPARTMENT OF TELUGU

PRR &VS GOVT.,COLLEGE , VIDAVALURU

SPSR NELLORE DIST.,

# INDEX

STUDENT DECLARATION

MENTOR DECLARATION

ACCKONWLEDGEMENT

1<sup>ST</sup> WEEK REPORT

2<sup>ND</sup> WEEK REPORT

3<sup>RD</sup> WEEK REPORT

PROJECT PREPARATION

CONCLUSION

## STUDENT DECLARATION

I M.Merilatha a student of B.Com Programme, register no 202125008 of the department of Commerce, PRR &VS College, Vidavaluru,SPSR Nellore dist., do here by declare that I have completed the mandatory community service from JUNE to JULY in Ram Nagar colony, Viadavaluru,SPSR Nellore dist., under the faculty guide ship of Dr.G.padmaPriya,Lecturer in Telugu ,PRR &VS College, Vidavaluru,SPSR Nellore dist.,

M. Merilatha

Signature

Date:31.07.2022

Endorsements



Faculty Guide



Head of the Department



Principal

## MENTOR DECLARATION

This is to certify that Kum.M.MeryLatha III B.Com Carried out the project titled Community survey and Awareness on dairy Farming the supervision of Dr.G.padmapriya, Lecturer in Telugu and it is further certified that she spent four weeks of time on Project work for doing socio economic survey and Dairy forming. She got awareness on dairy business after visiting the dairy form and met owner of dairy form at vidavalru, SPSR Nellore Dist.,



Project Mentor sign

## ACKNOWLEDGEMENT

The final outcome of this project required a lot of guidance and assistance from many people all that I have done is only such supervision and assistance and I would not forget to thank them.

I am thankful to respected Dr.B.Sujatha , Principal for providing me an opportunity to do the community service Project and giving me all the support and guidance which make me complete the project work

I owe my deep gratitude to my project mentor Dr.G.Padmapriya, Lecturer in Telugu, who took keen interest on my project work and for guiding me all along till the completion of my project work by providing all the necessary information .

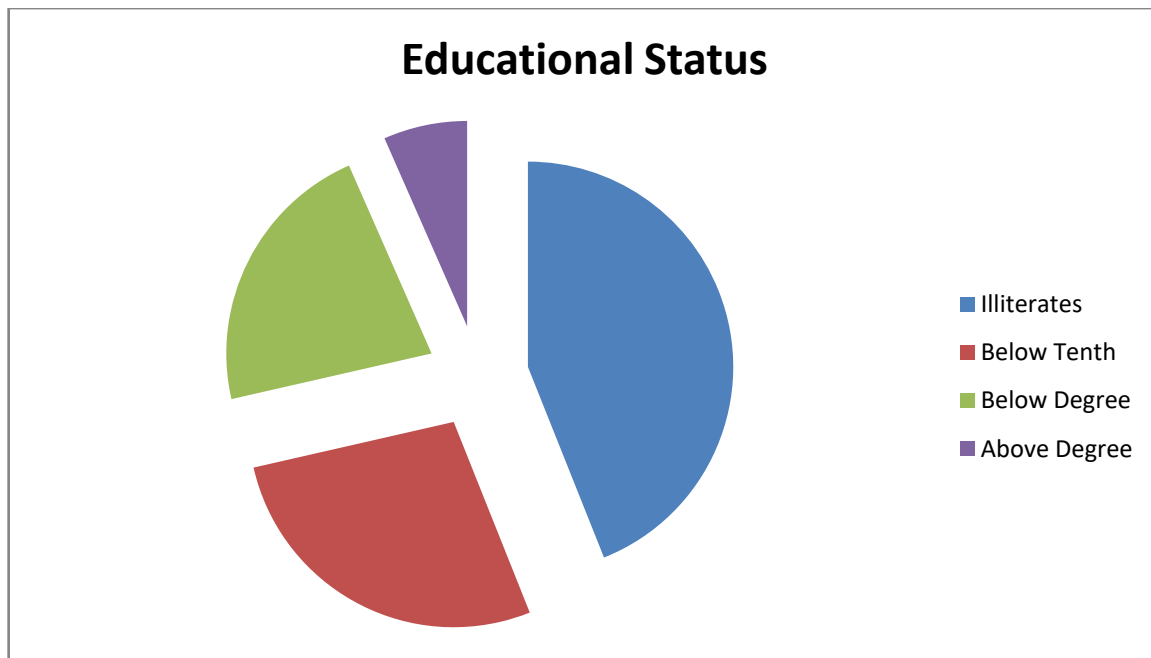
I grateful to Madhu Sudhana Reddy Owner of the Dairy farm, for giving permission to visit the farm and to manager and workers who explained me about the daily routine and how to do it.

I am fortunate enough to get constant encouragement support and guidance from the teaching staff and friends of PRR &VS College, Vidavaluru, SPSR Nellore dist. which helped me in the successful completion of the project work

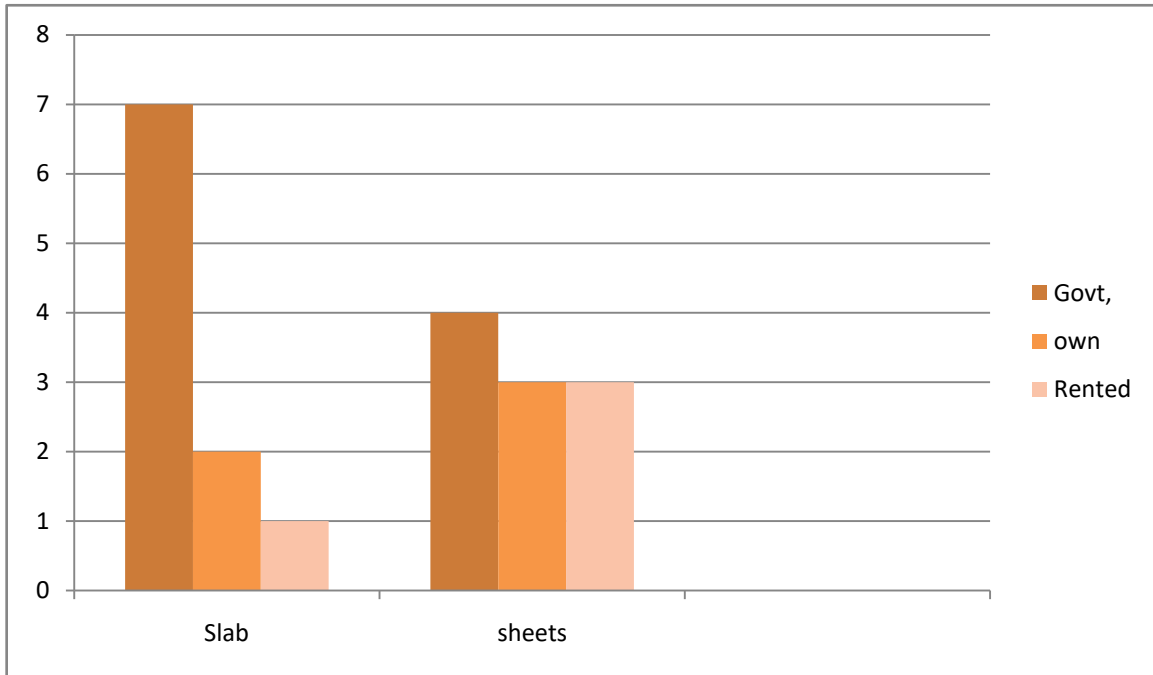
M. Mevylatha

## 1<sup>ST</sup> WEEK REPORT

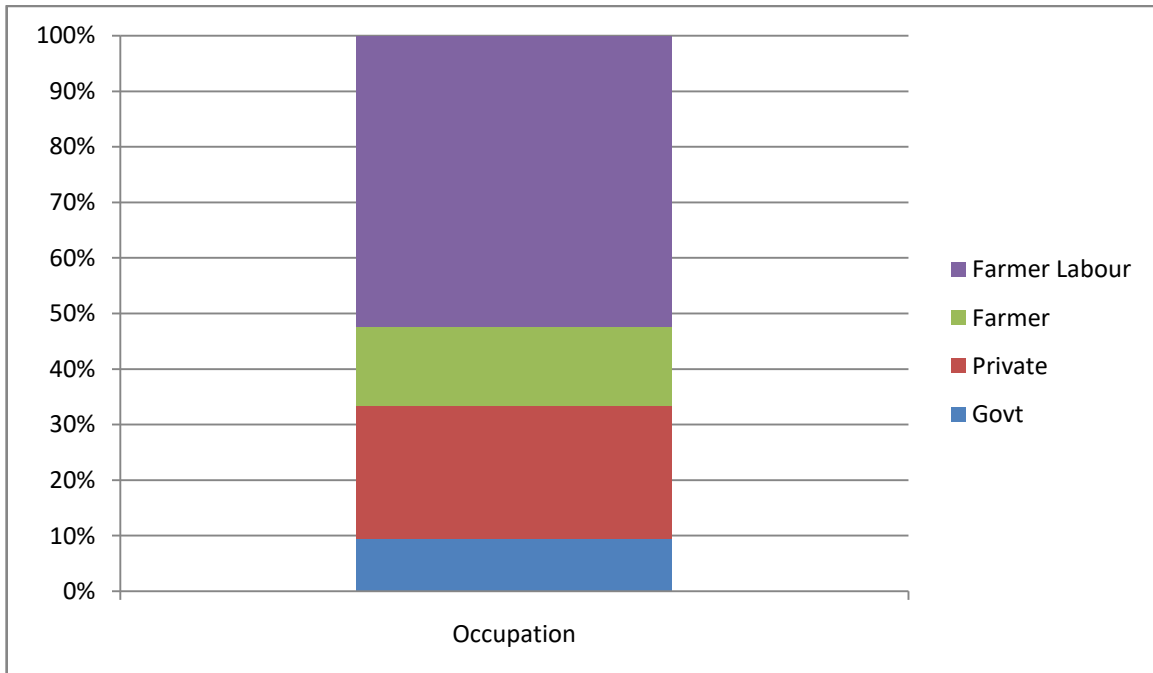
I have selected RAM NAGAR COLONY ,VDAVALURU VILLAGE AND MANDAL for community survey. I have visited most of the houses in that colony and gathered the information. After the completion of my 1<sup>st</sup> week survey that is on socio economic condition of the families in that locality I found that many of the residents are uneducated and socially backward they working on different daily wage sectors , most of the people economic condition is below poverty line and I also identified in that locality that most of the people are suffering from common health problems like BP and diabetes. I have also observed that there is frequent break downs in power supply mostly right time and the roads was not regularly clean and sanitized by panchayathi workers. In that area based on necessity these are the major problems I observed these problems in that particular area.



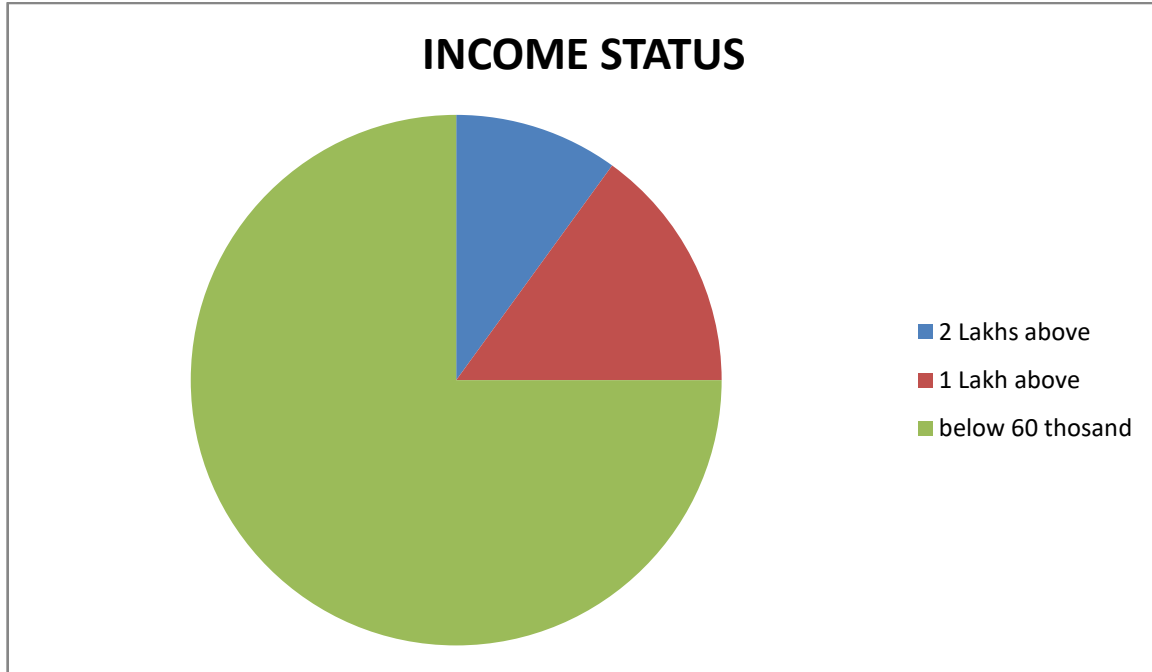
### HOUSE CATEGORIES



### OCCUPATION STATUS



## INCOME STATUS



## 2<sup>ND</sup> WEEK REPORT

I had visited the locality with our mentor, where was conducting socio Economic survey by me and create awareness about the problems faced by majority of the people in that particular area, that is common health problems like B.P, Diabetes. I also told the importance of nutrition.

I had suggested exhibiting their problems like break down in power at particularly in night times; we had reported the concerned authorities.

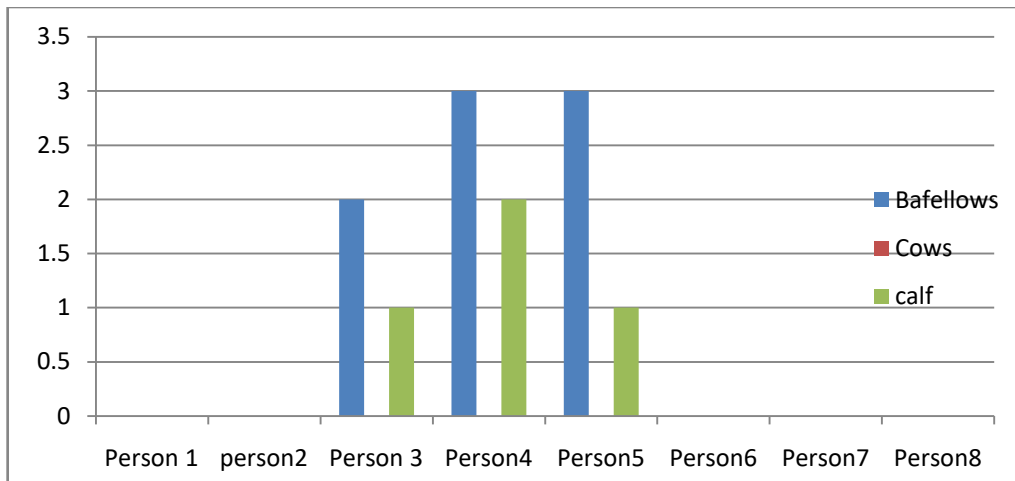
As part of the program I had also suggested to using to dustbins to follow and maintained good health by maintaining cleanliness, personal hygiene and waste management.

I briefed the importance of education, As most of the people economic status is below poverty line in order to elevate them above poverty line we recommend to start a dairy farm

## 3<sup>rd</sup> WEEK REPORT

After conducting Socio Economic Survey under guidance of our mentor we  
selected Dairy farming

S.No	Name of the House hold	Cattle no Buffalos	Cows no	Calf no	Insured RS.	Invested Rs	Profit Rs
1.	M.Kiran Kumar	Nil	NA	NA	Na	NA	NA
2.	G.subrahmanyam	Nil	NA	NA	Na	NA	NA
3.	D.Jakaraiah	2	0	1	40000	80000	200000
4.	D.Subbaramaiah	3		2	100000	120000	250000
5.	V.Venkaiah	3		1	120000	120000	280000
6.	M.santhi kumar	Nil	NA	NA	Na	NA	NA
7.	J.rajesh	Nil	NA	NA	Na	NA	NA
8.	Ch.Indraja	Nil	NA	NA	Na	NA	NA
9.	D.Madhavi	Nil	NA	NA	Na	NA	NA
10	D.Mery	1		1		30000	70000
11	P.Sulochanamma	Nil	NA	NA	Na	NA	NA
12.	M.venkataramanaiah	2	0	0	20000	40000	70000
13	G.Varaiah	5		3	No	200000	400000
14	S.Anandamma	0	1	1	No	30000	50000
15	M.Padmavathi	Nil	NA	NA	Na	NA	NA
		Nil	NA	NA	Na	NA	NA



After observing the in my area we suggest the dairy farming for their growing economy, we give a 10 cattle report of the dairy farming to the

### Farming.

Main objective of selection of project to elevated people who ever are below the poverty line and improving their socio economic status through this project.

To become a successful entrepreneur for our self also

In this aspect we have visited the dairy farm in Vidavaluru, SPSR Nellore dist., We met the manager of dairy farm. We interviewed the workers. How to build the dairy farm. How to buy the cattle and how to maintain the cattle like feeding, collecting milk, selling the milk. How do we grow the grass, how much of land is required for grass.

After that we met a Doctor, Veterinary assistant surgeon in veterinary area Hospital, vidavaluru, SPSR Nellore Dist., and arranged meeting with farmers regularly for give a awareness on dairy farming , Govt., schemes , how to support the Govt., to farmers. We also enlightened about the dairy farming.







## 4<sup>th</sup> WEEK REPORT

# DAIRY FARMING PROJECT

### INTRODUCTION:-

Dairying is the branch of agriculture that encompasses the breeding, raising, and utilization of dairy animals, primarily cows, for the production of milk and the various dairy products processed from it.

Dairying is an important source of subsidiary income to small/marginal farmers and agricultural labourers. In addition to milk, the manure from animals provides a good source of organic matter for improving soil fertility and crop yields. The gobar gas from the dung is used as fuel for domestic purposes as also for running engines for drawing water from well. The surplus fodder and agricultural by products are gainfully utilised for feeding the animals. Almost all draught power for farm operations and transportation is supplied by bullocks. Since agriculture is mostly seasonal, there is a possibility of finding employment throughout the year for many persons through dairy farming. Thus, dairy also provides employment throughout the year. The main beneficiaries of dairy programmes are small/marginal farmers and landless labourers.

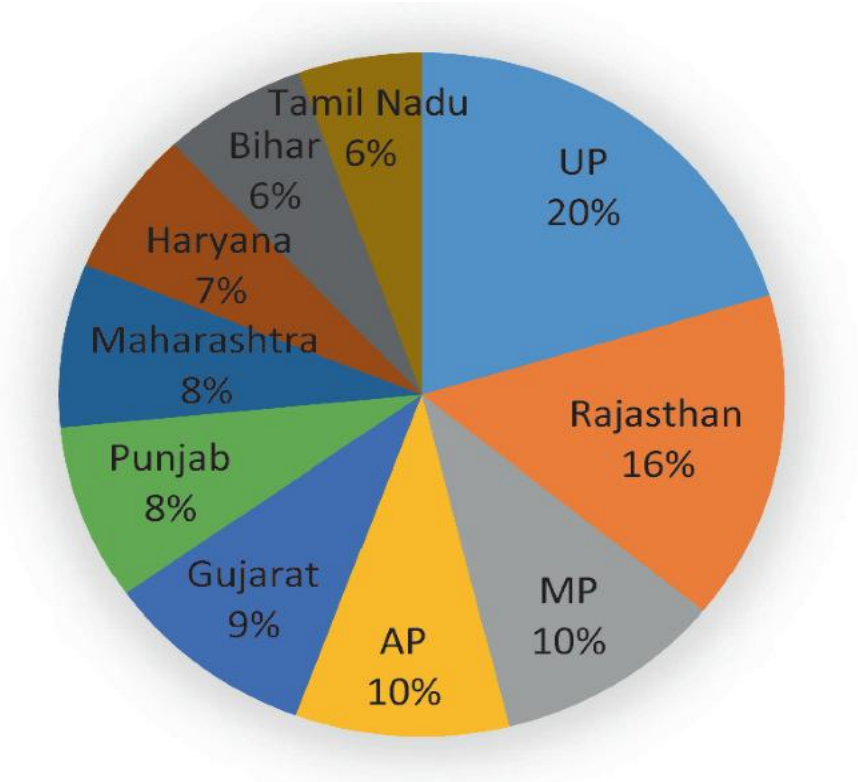
### DAIRY SECTOR IN INDIA:-

Dairy sector is instrumental in bringing socio-economic transformation in India. It has created a lot of employment opportunities and also provides improved nutritional benefits. India is endowed with the largest livestock population in the world. It accounts for about 57.3 per cent of the world's buffalo population and 14.7 per cent of the cattle population. The annual milk production in India in 2015–16 was 155.5 million tonnes and the per capita availability of milk was 337 grams per day. The per capita availability of milk is highest in Punjab, followed by Haryana (Basic Animal Husbandry Statistics, Government of India, 2017).

Dairy farming in India has evolved from just an agrarian way of life to a professionally managed industry. A large number of rural families in India are engaged in dairy production, for whom this is an important source of secondary income. Dairying provides a source of daily income with a relatively low level of risk. Most of the dairy farmers in India raise animals at a small scale in traditional ways. The productivity of these farmers can be enhanced if they run their business in a scientific manner. Most of such farmers are not aware of the modern methods of dairy farming. As a result, some farmers lose their investment instead of making profit. To ensure maximum production and profits from dairy

farming, it is essential that these farmers adopt proper business plans and good dairy management practices.

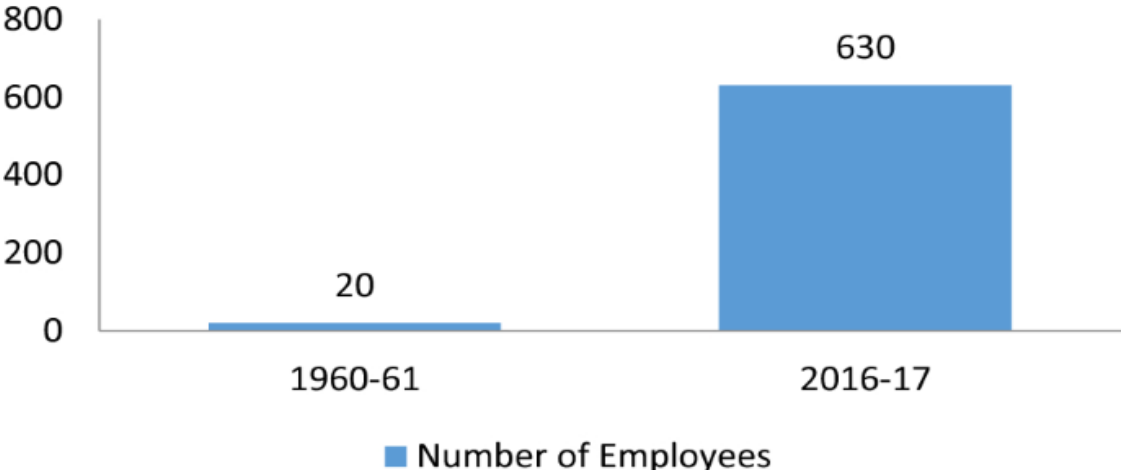
Figure 1 shows the contribution of different states to the Indian milk share



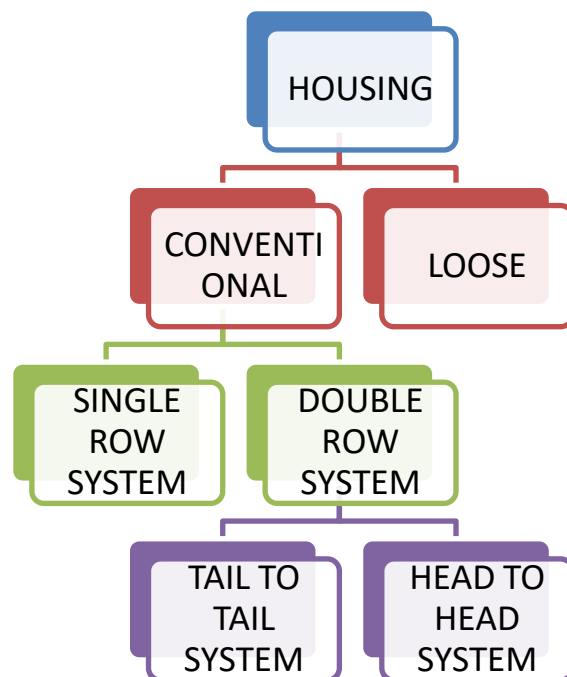
### EMPLOYMENT POTENTIAL IN DAIRYING

India’s share in the world milk trade is quite low, and compared to the total milk produced, only small quantity of it is processed. In the informal sector, milk vendors collect milk from local producers and sell it in urban and semi-urban areas. These milk vendors handle around 65–70 per cent of the total milk production.

Fig 2 shows the number of employees dependent on dairy farms in millions



# TYPES OF HOUSING SYSTEMS



## LOOSE HOUSING SYSTEM

In this system of housing, animals are kept loose in an open area in groups, during the day and night, except for specific purposes like milking, treatment and breeding. A loose housing layout has an open area and a resting area. The open area has a covered shed on one side under which the animals can retire during excessive heat, cold, rains, etc. In this system of housing, feed and fodder is offered in a common manger (Fig. 2.4) and water is provided in common water troughs. The total area is protected by a compound wall or fencing of minimum 5 feet height (Fig. 2.5). There is a separate milking parlour with facilities for milking of animals. This system is ideal for areas of low rainfall such as the states of Punjab, Haryana, Rajasthan, western Uttar Pradesh and parts of Gujarat, Madhya Pradesh

and Maharashtra. In other areas, this system can be used after making minor modifications as per the requirement.

## **BENEFITS OF LOOSE HOUSING SYSTEM**

The loose housing system involves low cost of construction and maintenance, provides more comfort to animals, ensures easier detection of oestrus and better labour efficiency, as compared to the conventional housing system.



## **CONVENTIONAL HOUSING SYSTEM**

In this system, animals are tied in a stall for feeding, watering, milking and resting. They are confined together within the shed and tied by neck chains. The barns are completely roofed and the walls have windows and ventilators. The distance between two sheds is generally not less than 30 feet. The feed is delivered in a trough in front of the animals, and they are milked individually in the stall using buckets. The manure is collected in a gutter. This type of housing is most suited for temperate regions, as it protects the animals from heavy snowfall, rains and strong winds. The conventional barns provide better protection when winter is prolonged and severe. However, there are a few disadvantages of conventional housing system, for example, if the cattle are tied up all year round, their feet become stiff and could lead to feet problems. Also, oestrus in cattle is difficult to detect.

## **TAIL-TO-TAIL SYSTEM OF HOUSING**


In this system, the animals are tied in the shed in opposite direction. The cleaning of sheds and milking of cows is easy and chances of disease transmission from animal to animal are also reduced. Under this system, problems in hind quarters of animals can be detected

easily, as compared to loose system of housing. Animals get fresh air directly and the milking process can be effectively supervised .



**HEAD-TO-HEAD SYSTEM OF HOUSING**

In this system, animals are tied in such a way that they stand facing each other. This makes it easy for the animals to go to their stalls, and feed with ease, thus enabling better management. The morning sunlight falls maximum on the gutter, which improves the overall hygiene of the shed



## ROUTINE ACTIVITIES OF A DAIRY FARM

Various routine activities of a dairy farm are classified in three major groups, i.e., daily routine, monthly routine and quarterly or yearly routine.

### Daily routine

- Milking
- Cleaning of sheds
- Cleaning of mangers
- Cleaning of milking utensils
- Feed preparation
- Feed distribution
- Routine treatments of animals
- Oestrus detection
- Artificial insemination
- Checking of balance of feedstock
- Recording of various types of data on a daily basis

### Monthly routine

- Cleaning and painting of water troughs
- Thorough cleaning of farm premises
- Checking of all equipment and machinery
- Oiling and greasing of equipment and machinery
- Repairing of wear and tear inside the animal shed

### Quarterly or yearly routine

- Vaccination
- Deworming
- Major repairs of farm building and premises

## PROJECT FORMULATION FOR BANK LOAN

Project can be prepared by a beneficiary after consulting local technical persons of State Animal Husbandry Department, DRDA, Dairy Co-operative Society / Union / Federation / commercial dairy farmers. If possible, the beneficiaries should also visit progressive dairy farms and government / military / agricultural university dairy farms in the vicinity and discuss the profitability of dairy farming. A good practical training and experience in dairy farming will be highly desirable. The dairy co-operative societies, if existing in the villages would provide all supporting facilities particularly for marketing of fluid milk. Nearness of dairy farm to such a society, veterinary aid centre, artificial insemination centre should be ensured.

The project should include the following information on technical, financial and managerial aspects in detail based on type of unit and capacity.

### **Technical:**

- a. Land and land development (Location, area, suitability, proximity to road, site map etc.)
- b. Proposed capacity / No. of milch animals
- c. Civil structures (Sheds, store room, milk room, office quarters, staff room etc.)
- d. Equipment and Plant and Machinery (Chaff cutter, Silo pit, Milking machine, Feed grinder and mixer, Milking pails/milk cans, Biogas plant, Bulk coolers, Equipment for manufacture of products, Truck/van)
- e. Housing Type of housing (Area requirement – Adults, Heifers (1-3 years), Calves (less than 1 year)
- f. Animals (Proposed species, Proposed breed, Source of purchase, Place of purchase, Distance, Cost of animal)
- g. Production parameters (Order of lactation, Milk yield (ltrs. per day), Lactation days, Dry days, Conception rate, Mortality(%) – Adults, Young stock)
- h. Feeding (Source of fodder and feed - Green fodder, Dry fodder, Concentrates. Fodder crop rotations- Kharif, Rabi, Summer. Fodder cultivation expenses, Requirement and costs)

- i. Breeding Facilities (Source, Location-Distance (km.), Availability of semen, Availability of staff, Expenditure per animal/year )
- j. Veterinary Aid Source (Location-Distance (km.), Availability of labour and other staff, Types of facilities available, If own arrangements are made-Employed a veterinary doctor/stockman/consultant, Periodicity of visit, Amount paid/visit (Rs.), Expenditure per animal per year)
- k. Electricity (Source, Approval from SEB, Connected load, Problems of power failure, Arrangements for generator)
- l. Water (Source, Quality of water, Availability of sufficient quantity for drinking, cleaning and fodder production, If investment has to be made, type of structure, design and cost)
- m. Marketing of milk (Source of sales, Place of disposal, Distance (km.), Price realised - (Rs. per liter of milk), Basis of payment, Periodicity of payment)
- n. Marketing of other products (Animal – age, place of sale, price expected, Manure Qty./animal, Price/unit (Rs.), Empty gunny bags- Number, Cost/bag (Rs.)

**Financial:**

- a. Financial viability (Internal Rate of Return, Benefit Cost Ratio, Net Present Worth)
- b. Financial position of the borrowers (Profitability Ratios, Debt Equity Ratio, Whether Income Tax & other tax obligations are paid upto date, Whether audit is up to date)
- c. Lending Terms (Rate of Interest, Grace Period, Repayment Period, Nature of Security)

**Managerial:**

Borrower's profile

- a. Individual/Partnership /Company / Corporation/ Co-operative Society /Others
- b. Capability in managing the proposed business
- c. Experience in proposed activity or others
- d. Financial soundness

- e. Technical and other special qualifications
- f. Technical/ Managerial staff and adequacy there of

**Others:**

- a. Name of the financing bank
- b. Training facilities
- c. Assistance available from State/ Central Government
- d. Regulatory clearances, if any etc.

**APPRAISAL OF THE PROJECT**

The scheme so formulated should be submitted to the nearest branch of the bank. The bank's officer can assist in preparation of the scheme or filling in the prescribed application form. The bank will then examine the scheme for its technical feasibility and economic viability.

**SANCTION OF BANK LOAN AND ITS DISBURSEMENT**

After ensuring technical feasibility and economic viability, the scheme is sanctioned by the bank. The loan is disbursed in kind in 2 to 3 stages against creation of specific assets such as construction of sheds, purchase of equipment and machinery, purchase of animals and recurring cost on purchase of feeds/fodders for the initial period of one/two months. The end use of the funds is verified and constant follow-up is done by the bank.

**LENDING TERMS – GENERAL**

**Outlay**

Outlay of the project depends on the local conditions, unit size and the components included in the

project. Prevailing market prices may be considered to arrive at the outlay.

**Margin Money**

Margin depends on the category of the borrowers and range from 10 to 25%.

**Interest Rate for ultimate borrower**

Banks are free to decide the rates of interest within the overall guidelines. However, for working out

the financial viability and bankability of the model projects we have assumed the rate of interest as 12% p.a.

**Security:** Security will be as per NABARD/RBI guidelines issued from time to time.

### Repayment period of loan

Repayment period depends upon the gross surplus in the scheme. The loan will be repaid in suitable monthly/quarterly instalments usually within a period of five to seven years.

### Insurance

The animals and capital assets may be insured annually or on long term master policy, where ever it is applicable. From the survey which we have conducted earlier we found that most of the residents economic statuses are under the poverty line, in order to alleviate the economic status of the people we recommend them to start a dairy farm starting with 10 animals In order to become an entrepreneur we recommend to start a dairy farm with 25 animals and further expand the farm as required. The project report for 25 animals is given below

## PROJECT REPORT FOR 10 BUFFALO UNIT

### For students

#### OVERVIEW:

1	Name of the Farmer	
2	Name of the Village	
3	Name of the Mandal	
4	Name of the District	
5	Age of the Farmer	
6	Socio-Economic status of the Farmer	
7	Number of the Buffaloes proposed	<b>10</b>
8	Number of batches proposed	<b>2</b>
9	Number of buffaloes in Batch I	<b>5</b>
10	Number of buffaloes in Batch II	<b>5</b>
11	Breed proposed	<b>GM</b>
12	Total Project Cost (Rs.)	1621600
13	Margin Money (Rs.)	<b>405400</b>
14	Bank Loan (Rs.)	1216200
15	Repayment Period (Years)	<b>5</b>
16	Rate of Interest (%)	<b>12.00%</b>
17	Name of the Financing Bank	
18	Name of the sponsored scheme	
19	Rate of Subsidy (%)	<b>0.00%</b>
20	Subsidy ceiling if any (Rs.)	<b>0</b>
21	Type of green fodder	<b>Super Napier</b>

**Techno-EconomicParameters:**

1	CostofeachBuffalo (Rs.)	50000
2	Lactationdays perbuffalo(Days)	270
3	Dry days perbuffalo(Days)	90
4	Averagemilk productionperbuffalo perday (Lit.)	<b>12</b>
5	AverageIntercalvingPeriod(months)	16
6	Salepriceperliterofmilk(Rs.)	<b>50</b>
7	Quantity ofmilkfedto calfperday(lit.)	1.25
8	Costofconcentratefeed (Rs/Kg)	<b>18</b>
9	Quantityof concentratefeedperbuff formaintenance	3
10	Quantityof concentratefeedperbuff perlitreofmilk	0.5
11	Quantityofconcentratefeedperpregnantbuffperday	1
12	Quantityofgreenfodderperbuffperday(Kg/day)	30
13	Quantity ofDry fodderperbuffperday(Kg/day)	5
14	Costoffoddercultivation (Rs/Acre/Year)	<b>20000</b>
15	Costofdryfodder(Rs/ton)	<b>7600</b>
16	Arearequiredforfoddercultivation(acres)	2.5
17	QuantityofTMRtobefedperbuff asmaintenance(Kg)	4
18	Quantity ofTMRtobe fedperbuffperliterofmilk(Kg)	0.6
19	Cost ofTMR(Rs./Kg)	<b>0</b>
20	Salepriceofeachgunnybag (Rs)	8
21	Quantityof feedsupplementpercow perlactation(lit)	30
22	Costoffeedsupplement(Rs/lit)	80
23	Costofminorequipment(Rs/Cow)	500
24	CostofChaffcutter(Rs)	50000
25	CostofMilkingMachine(Rs)	50000
26	Salepriceof malecalfat4months age(Rs)	5000
27	Salepriceoffemalecalfat4months age (Rs)	8000
28	Numberoflabor required	<b>1</b>
29	Costofwagespaidperlaborpermonth (Rs)	6000
30	Salepriceofmanure (Rs/ton)	800

31	Floorspacerequiredperadultbuffalo (sft)	42
32	Floorspacerequiredpercalf (sft)	20
33	Openarearequiredperadultbuffalo (sft)	84
34	Openarearequiredpercalf (sft)	40
35	Costofconstruction(Rs/sft)	350
36	CostofVeterinaryaidperbuffalo perYear(Rs)	1500
37	Costofwaterandelectricityperbuffaloperyear(Rs)	1000
38	Miscellaneousexpenditureperbuffaloperyear (Rs)	500
39	Annualrateof milk yieldimprovement(%)	3.00%
40	Mortalityrateincalves(%)	10.00%
41	Mortalityrateinbuffaloes(%)	10.00%
42	Insurancerate (%)	5.00%
43	Probabilityoffemalecalfbirth(%)	50.00%
44	Annualpregnancyrate(%)	75.00%
45	Cullingrateperyear(%)	20.00%
46	Milk:Dryanimalratio	4:01
47	Salepriceof eachGunnybag(Rs)	<b>8</b>
48	Unitpackingofconcentratefeed/TMR(Kg)	<b>50</b>
49	Quantityofmanure perbuffaloperday(Kg)onDMB	10
50	Depreciationoncivilstructures(%)	10.00%
51	Depreciationonequipment(%)	15.00%
52	DepreciationonAnimals(%)	10.00%

**\* All the values are as per the standards prescribed by the National Dairy Research Institute (NDRI)-Karnal. The values are dynamic and subject to fluctuation and vary from area, market rate, season, breed and various other factors. The values used are for the purpose to arrive at the realistic calculation to check and assess the feasibility of the project.**

**Non-RecurringExpenditure:**

	Activity	Unitcost	Units	Total
1	CostofBuffaloes	50000	10	500000
2	CostofInsurance	5.00%	500000	25000
3	Costofconstructionof shelto Adults	350	420	147000
4	Costofconstructionof shelto calves	350	200	70000
5	Cost ofminorequipment	500	10	5000
6	Costofchaffcutter	50000	1	50000
7	CostofMilkingmachine	50000	1	50000
	<b>TotalNon-RecurringExpenditure</b>			<b>847000</b>

**RecurringExpenditure:**

	Activity	Unitcost	Units	Total
1	Cost offoddercultivation	20000	2.5	50000
2	Costofconcentratefeed	18	25550	459900
3	Costofdryfodder	7600	18.25	138700
4	CostofTMR	0	16790	0
5	Cost offeedsupplements	300	80	24000
6	CostofVeterinaryaid	1500	10	15000
7	WaterandElectricitycharges	1000	10	10000
8	Miscellaneousexpenditure	500	10	5000
9	Laborcharges	6000	1	72000
	<b>TotalRecurringExpenditure</b>			<b>774600</b>

<b>TotalExpenditureforoneYear</b>			<b>1621600</b>
-----------------------------------	--	--	----------------

<b>Category</b>	<b>I Year</b>	<b>IIYear</b>	<b>IIIYear</b>	<b>IVYear</b>	<b>V Year</b>	<b>VIYear</b>	<b>VIIYear</b>	<b>VIIIYear</b>	<b>IX Year</b>
Openingstockof Buffaloes	5	10	10	10	10	10	10	10	10
Openingstockof calves	5	4	5	6	5	6	6	6	6
Cowspurchasedduringtheyear	5	2	0	2	0	2	0	2	0
Calvespurchasedduringthe year	5	0	0	0	0	0	0	0	0
Calvesproducedduringtheyear	0	8	7	8	7	8	7	8	7
Mortalityof Buffaloes	1	1	1	1	1	1	1	1	1
ReplacementfromInsurance	1	1	1	1	1	1	1	1	1
CulledBuffaloes	0	2	2	2	2	2	2	2	2
Replacementstock	0	0	2	0	2	0	2	0	2
Mortalityof calves	1	1	1	1	1	1	1	1	1
Sale ofcalves	5	6	5	7	5	7	5	7	5
Closingstock ofcalves	4	5	6	5	6	6	6	6	6
Closingstock ofBuffaloes	10	10	10	10	10	10	10	10	10
<b>Totalherdmaintained</b>	<b>20</b>	<b>16</b>	<b>15</b>	<b>18</b>	<b>15</b>	<b>18</b>	<b>16</b>	<b>18</b>	<b>16</b>



<b>Income:</b>	I	II	III	IV	V	VI	VII	VIII
1 Saleofmilk(Rs)	1315200	1879056	1983572	2074307.2	2164629	2254939	2345248	2435557
2 SaleofGunny bagsfromfeed (Rs)	2981	4507	4946	5406	5887	6388	6909	7450
2 Saleof manure(Rs)	29200	30660	32120	33580	35040	36500	37960	39420
3 Saleofcalves(Rs)	25000	31763	26373	39491	30733	43743	33635	47384
<b>TotalIncome (Rs)</b>	<b>1372381</b>	<b>1945986</b>	<b>2047011</b>	<b>2152785</b>	<b>2236289</b>	<b>2341569</b>	<b>2423751</b>	<b>2529812</b>

4

<b>Expenditure:</b>	I	II	III	IV	V	VI	VII	VIII
1 Totalfeedingcost(Rs)	548058	706230	739860	773490	807120	840750	874380	908010
2 Cost oflabor(Rs)	72000	75600	79200	82800	86400	90000	93600	97200
CostofVeterinaryaid(Rs)	15000	15750	16500	17250	18000	18750	19500	20250
3 WaterandElectricitycharges(Rs)	10000	10500	11000	11500	12000	12500	13000	13500
Miscellaneouscharges(Rs)	5000	5250	5500	5750	6000	6250	6500	6750
4 DepreciationonCivilstructures(Rs) @10%	21700	19530	17360	15190	13020	10850	8680	6510
DepreciationonAnimals(Rs)@10%	50000	45000	40000	35000	30000	25000	20000	15000
5 Depreciationequipment(Rs)@15%	15750	13388	11025	8663	6300	3938	1575	0
<b>TotalExpenditure(Rs)</b>	<b>737508</b>	<b>891248</b>	<b>920445</b>	<b>949643</b>	<b>978840</b>	<b>1008038</b>	<b>1037235</b>	<b>1067220</b>

6

<b>GrossProfit (Rs)</b>	<b>634873</b>	<b>1054738</b>	<b>1126566</b>	<b>1203142</b>	<b>1257449</b>	<b>1333532</b>	<b>1386516</b>	<b>1462592</b>
<b>GrossProfitpermonth(Rs)</b>	<b>52906</b>	<b>87895</b>	<b>93880</b>	<b>100262</b>	<b>104787</b>	<b>111128</b>	<b>115543</b>	<b>121883</b>
<b>Gross ProfitperBuffalo (Rs)</b>	<b>5291</b>	<b>8789</b>	<b>9388</b>	<b>10026</b>	<b>10479</b>	<b>11113</b>	<b>11554</b>	<b>12188</b>

**RepaymentSchedule:**

Year	GrossProfit (Rs)	Principal (Rs)	Interest (Rs)	Installment (Rs)	Nett. Income(Rs)
<b>I</b>	634873	243240	145944	389184	₹ 245,689
<b>II</b>	1054738	243240	116755	359995	₹ 694,743
<b>III</b>	1126566	243240	87566	330806	₹ 795,759
<b>IV</b>	1203142	243240	58378	301618	₹ 901,524
<b>V</b>	1257449	243240	29189	272429	₹ 985,020
<b>VI</b>	1333532	0	0	0	₹1,333,532
<b>VII</b>	1386516	0	0	0	₹1,386,516
<b>VIII</b>	1462592	0	0	0	₹1,462,592

**NPV&IRR:**

Year	CashFlow	Present Value
<b>0</b>	-1621600	-1621600
<b>1</b>	₹ 245,689	233989
<b>2</b>	₹ 694,743	630152
<b>3</b>	₹ 795,759	687407
<b>4</b>	₹ 901,524	741686
<b>5</b>	₹ 985,020	771789
<b>6</b>	₹ 1,333,532	995102
<b>7</b>	₹ 1,386,516	985371
<b>8</b>	₹ 1,462,592	989940

Discount Factor

5%

<b>NPV</b>	<b>4413837</b>
<b>IRR</b>	<b>41%</b>

4413837

**FOR STUDENTS**

**PROJECT REPORT FOR 25 BUFFALO UNIT**

**OVERVIEW:**

1	Name of the Farmer	
2	Name of the Village	
3	Name of the Mandal	
4	Name of the District	
5	Age of the Farmer	
6	Socio-Economic status of the Farmer	
7	Number of the Buffaloes proposed	<b>25</b>
8	Number of batches proposed	<b>2</b>
9	Number of buffaloes in Batch I	<b>13</b>
10	Number of buffaloes in Batch II	<b>12</b>
11	Breed proposed	<b>GM</b>
12	Total Project Cost (Rs.)	3940000
13	Margin Money (Rs.)	<b>985000</b>
14	Bank Loan (Rs.)	2955000
15	Repayment Period (Years)	<b>5</b>
16	Rate of Interest (%)	<b>12.00%</b>
17	Name of the Financing Bank	
18	Name of the sponsored scheme	
19	Rate of Subsidy (%)	<b>0.00%</b>
20	Subsidy ceiling if any (Rs.)	<b>0</b>
21	Type of green fodder	<b>Super Napier</b>

.  
. .  
. .  
. .  
. .  
. .  
. .

**Techno-EconomicParameters:**

1	CostofeachBuffalo(Rs.)	50000
2	Lactationdaysperbuffalo (Days)	270
3	Drydays perbuffalo(Days)	90
4	Averagemilkproductionperbuffalo perday(Lit.)	<b>12</b>
5	AverageIntercalvingPeriod(months)	16
6	Salepriceperliterofmilk (Rs.)	<b>50</b>
7	Quantityofmilkfedtocalfperday (lit.)	1.25
8	Costofconcentratefeed(Rs/Kg)	<b>18</b>
9	Quantityofconcentratefeedperbufformaintenance	3
10	Quantityof concentratefeedperbuff perliterofmilk	0.5
11	Quantityofconcentratefeedperpregnantbuff perday	1
12	Quantity ofgreenfodderperbuffperday(Kg/day)	30
13	Quantity ofDry fodderperbuffperday (Kg/day)	5
14	Costoffoddercultivation(Rs/Acre/Year)	<b>20000</b>
15	Costofdry fodder(Rs/ton)	<b>7600</b>
16	Arearequiredforfoddercultivation(acres)	6.25
17	QuantityofTMR tobefedperbuffasmaintenance(Kg)	4
18	Quantity ofTMRtobe fedperbuffperlitreofmilk(Kg)	0.6
19	CostofTMR(Rs./Kg)	<b>0</b>
20	Salepriceof eachgunnybag(Rs)	8
21	Quantityof feedsupplementpercow perlactation(lit)	30
22	Costoffeedsupplement(Rs/lit)	80
23	Costofminorequipment(Rs/Cow)	500
24	CostofChaffcutter(Rs)	50000
25	CostofMilkingMachine(Rs)	50000
26	Salepriceofmalecalfat4 monthsage(Rs)	5000
27	Salepriceoffemalecalfat4months age (Rs)	8000
28	Numberoflaborrequired	<b>3</b>
29	Costofwagespaidperlabor permonth(Rs)	6000
30	Salepriceofmanure(Rs/ton)	800

31	Floorspacerequiredperadultbuffalo(sft)	42
32	Floorspacerequiredpercalf(sft)	20
33	Openarearequiredperadultbuffalo (sft)	84
34	Openarearequiredpercalf(sft)	40
35	Costofconstruction(Rs/sft)	350
36	CostofVeterinary aidperbuffaloperYear(Rs)	1500
37	Costofwaterandelectricity perbuffaloperyear(Rs)	1000
38	Miscellaneousexpenditureperbuffaloperyear(Rs)	500
39	Annualrateofmilkyieldimprovement(%)	3.00%
40	Mortalityrateincalves(%)	10.00%
41	Mortalityrateinbuffaloes(%)	10.00%
42	Insurancerate(%)	5.00%
43	Probabilityoffemalecalfbirth(%)	50.00%
44	Annualpregnancyrate(%)	75.00%
45	Cullingrateperyear(%)	20.00%
46	Milk:Dryanimalratio	4:01
47	Salepriceof eachGunnybag(Rs)	<b>8</b>
48	Unitpackingofconcentratefeed/TMR(Kg)	<b>50</b>
49	Quantityofmanureperbuffaloperday(Kg)onDMB	10
50	Depreciationoncivilstructures(%)	10.00%
51	Depreciationonequipment(%)	15.00%
52	DepreciationonAnimals(%)	10.00%

**\* All the values are as per the standards prescribed by theNational Dairy Research Institute (NDRI) - Karnal. The valuesare dynamic and subject to fluctuation and vary from area,market rate, season, breed and various other factors. The valuesused are for the purpose to arrive at the realistic calculation tocheckandassessthefeasibility of theproject.**

**Non-RecurringExpenditure:**

	Activity	Unitcost	Units	Total
1	Cost ofBuffaloes	50000	25	1250000
2	CostofInsurance	5.00%	1250000	62500
3	CostofconstructionofshelterttoAdults	350	1050	367500
4	Costofconstructionof sheltertto calves	350	500	175000
5	Costofminor equipment	500	25	12500
6	Costofchaff cutter	50000	1	50000
7	CostofMilkingmachine	50000	1	50000
	<b>TotalNon-RecurringExpenditure</b>			<b>1967500</b>

**RecurringExpenditure:**

	Activity	Unitcost	Units	Total
1	Costoffoddercultivation	20000	6.25	125000
2	Costofconcentratefeed	18	63875	1149750
3	Costofdryfodder	7600	45.625	346750
4	Cost ofTMR	0	41975	0
5	Costoffeedsupplements	750	80	60000
6	CostofVeterinaryaid	1500	25	37500
7	WaterandElectricitycharges	1000	25	25000
8	Miscellaneousexpenditure	500	25	12500
9	Laborcharges	6000	3	216000
	<b>TotalRecurringExpenditure</b>			<b>1972500</b>

<b>TotalExpenditure foroneYear</b>			<b>3940000</b>
------------------------------------	--	--	----------------

**FlockProjection:**

<b>Category</b>	<b>IYear</b>	<b>IIYear</b>	<b>IIIYear</b>	<b>IVYear</b>	<b>VYear</b>	<b>VIYear</b>	<b>VIIYear</b>	<b>VIIIYear</b>	<b>IX Year</b>	<b>XYear</b>
Openingstockof Buffaloes	13	25	25	25	25	25	25	25	25	25
Openingstockofcalves	13	10	12	14	14	15	14	15	14	15
Cowspurchasedduringtheyear	12	5	0	5	0	5	0	5	0	5
Calvespurchasedduringtheyear	12	0	0	0	0	0	0	0	0	0
Calvesproducedduringtheyear	0	20	17	20	17	20	17	20	17	20
MortalityofBuffaloes	3	3	3	3	3	3	3	3	3	3
ReplacementfromInsurance	3	3	3	3	3	3	3	3	3	3
CulledBuffaloes	0	5	5	5	5	5	5	5	5	5
Replacementstock	0	0	5	0	5	0	5	0	5	0
Mortalityofcalves	3	3	3	3	3	3	3	4	3	4
Saleofcalves	13	15	12	17	13	17	13	18	13	18
Closingstock of calves	10	12	14	14	15	14	15	14	15	14
Closingstock ofBuffaloes	25	25	25	25	25	25	25	25	25	25
<b>Totalherdmaintained</b>	<b>50</b>	<b>40</b>	<b>37</b>	<b>44</b>	<b>39</b>	<b>45</b>	<b>39</b>	<b>45</b>	<b>39</b>	<b>45</b>



<b>Income:</b>	I	II	III	IV	V	VI	VII	VIII
Saleofmilk(Rs)	3331680	4698950	4958969	5185769	5411573	5637347	5863120	6088894
SaleofGunny bagsfromfeed(Rs)	7563	11268	12366	13516	14717	15969	17272	18626
Saleofmanure(Rs)	73000	76650	80300	83950	87600	91250	94900	98550
Saleofcalves(Rs)	62500	79406	65931	98728	76833	109358	84086	118459
<b>TotalIncome (Rs)</b>	<b>3474743</b>	<b>4866274</b>	<b>5117566</b>	<b>5381963</b>	<b>5590723</b>	<b>5853923</b>	<b>6059379</b>	<b>6324529</b>

<b>Expenditure:</b>	I	II	III	IV	V	VI	VII	VIII
Totalfeedingcost(Rs)	1382599	1765575	1849650	1933725	2017800	2101875	2185950	2270025
Costoflabor(Rs)	216000	226800	237600	248400	259200	270000	280800	291600
CostofVeterinaryaid(Rs)	37500	39375	41250	43125	45000	46875	48750	50625
WaterandElectricitycharges(Rs)	25000	26250	27500	28750	30000	31250	32500	33750
Miscellaneouscharges(Rs)	12500	13125	13750	14375	15000	15625	16250	16875
DepreciationonCivilstructures(Rs)@10%	54250	48825	43400	37975	32550	27125	21700	16275
DepreciationonAnimals(Rs)@10%	125000	112500	100000	87500	75000	62500	50000	37500
Depreciationequipment(Rs)@15%	16875	14344	11813	9281	6750	4219	1688	0
<b>TotalExpenditure(Rs)</b>	<b>1869724</b>	<b>2246794</b>	<b>2324963</b>	<b>2403131</b>	<b>2481300</b>	<b>2559469</b>	<b>2637638</b>	<b>2716650</b>

<b>GrossProfit (Rs)</b>	<b>1605019</b>	<b>2619480</b>	<b>2792603</b>	<b>2978831</b>	<b>3109423</b>	<b>3294455</b>	<b>3421741</b>	<b>3607879</b>
<b>Gross Profitpermonth (Rs)</b>	<b>133752</b>	<b>218290</b>	<b>232717</b>	<b>248236</b>	<b>259119</b>	<b>274538</b>	<b>285145</b>	<b>300657</b>
<b>Gross Profit perBuffalo (Rs)</b>	<b>5350</b>	<b>8732</b>	<b>9309</b>	<b>9929</b>	<b>10365</b>	<b>10982</b>	<b>11406</b>	<b>12026</b>

**RepaymentSchedule:**

Year	Gross Profit(Rs)	Principal (Rs)	Interest (Rs)	Installment (Rs)	Nett. Income (Rs)
<b>I</b>	1605019	591000	354600	945600	₹ 659,419
<b>II</b>	2619480	591000	283680	874680	₹1,744,800
<b>III</b>	2792603	591000	212760	803760	₹1,988,843
<b>IV</b>	2978831	591000	141840	732840	₹2,245,991
<b>V</b>	3109423	591000	70920	661920	₹2,447,503
<b>VI</b>	3294455	0	0	0	₹3,294,455
<b>VII</b>	3421741	0	0	0	₹3,421,741
<b>VIII</b>	3607879	0	0	0	₹3,607,879

**NPV&IRR:**

Year	Cash Flow	Present Value
<b>0</b>	-3940000	-3940000
<b>1</b>	₹ 659,419	628018
<b>2</b>	₹ 1,744,800	1582585
<b>3</b>	₹ 1,988,843	1718038
<b>4</b>	₹ 2,245,991	1847783
<b>5</b>	₹ 2,447,503	1917683
<b>6</b>	₹ 3,294,455	2458373
<b>7</b>	₹ 3,421,741	2431768
<b>8</b>	₹ 3,607,879	2441955

DiscountFactor

5%

<b>NPV</b>	<b>11086201</b>
<b>IRR</b>	<b>42%</b>

11086201

**CERTIFICATE**

The prices mentioned in this report are as per the prevailing market prices of the respective items.

The project is technically feasible and economically viable under proper care and Management by the entrepreneur.

## CONCLUSION:-

I have selected RAM NAGAR COLONY, VDAVALURU VILLAGE AND MANDAL for community Survey,As a part of the survey we have questioned the residents of the colony in various aspects with a detailed questionnaire. We have processed the data which were collected in the questionnaire and came to a opinion that the residents of the colony are below the poverty line and their socio economic condition is in dire condition. Further they are frequently attacked with infectious and metabolic diseases. In order to overcome these problems after discussion with our mentor we suggested the colony residents to start a dairy farm with 10 animals to improve the economic condition of the residents which will further improve their social condition and decrease the risk being frequently attacked by diseases and educating their children. Further we also proposed a detailed project report for 10 animals and brief description of dairy housing and management activities to be done in the farm which will help them to get a glimpse of the dairy farm management and ease them to acquire the loan for the same.

In addition to that we have given a detailed project report of 25 animals which will help ourselves and the unemployed graduates to become entrepreneurs

THANK YOU

**A SURVEY OF COMMUNITY SERVICE & DEMOGRAPHY – PEERLA CENTRE  
CHOWKACHERLA IN NELLORE DISTRICT**

**PROJECT REPORT**

**submitted to**

**PRR & VS GOVERNMENT COLLEGE**



**In partial fulfillment of the requirements for award of the UG degree**

**EHP**

**COMMUNITY SERVICE PROJECT**

**A. LAHARI**

**REG NO: 203125001**

**PROJECT GUIDE**

**Dr.I.S. CHAKRAPANI**


DEPARTMENT OF ZOOLOGY  
PRR & VS GOVERNMENT COLLEGE  
VIDAVALURU  
PRR&VS Government College, Vidavalur

# Certificate

This is to certify that this Community Service Project report entitled **VILLAGE DEMOGRAPHY- CHOWKACHERLA Village, Vidavalur Mandal, SPSR Nellore District** is a record of the project work done by A. LAHARI (**Reg. No. 203125001**) during the period of her study under my supervision and it has not previously formed the basis for the award of degree to any candidate.

Vidavalur,

Date: 13-10-22



Dr. I. S. CHAKRAPANI

(DR.I.S. CHAKRAPANI)

## DECLARATION

I do hereby declare that this Community Service Project report entitled **A SURVEY OF COMMUNITY SERVICE & DEMOGRAPHY – PEERLA CENTRE CHOWKACHERLA IN NELLORE DISTRICT** is a record of the project work done by me during the period of my study under the guidance of **DR.I.S. CHAKRAPANI**, Lecturer in Zoology, PRR&VS Government College, Vidavalur, and it has not previously formed the basis for the award to any candidate.

Vidavalur,

Date: 13 -10 -2022

*A. Lahari*

**A. LAHARI**

**(Reg. No. 203125001)**

## **Acknowledgments**

I express my deep sense of gratitude to my teacher and Community Service Project guide, Dr.I.S.Chakrapani, Lecturer in Zoology whose constant co-operation and help enabled me to complete my project work.

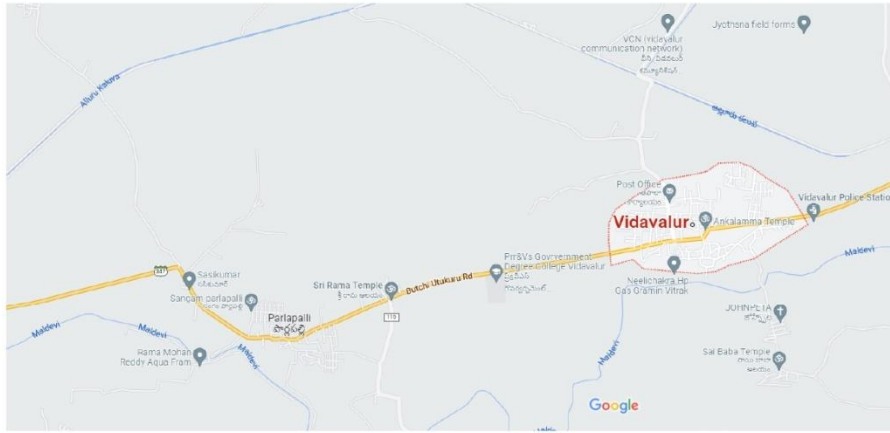
I am thankful to Dr. B. Sujatha, Principal of our college for her staunch support in all aspects.

I am thankful to all my Lecturers for their encouragement and help. I am thankful to all the non-teaching staff, library staff for their help during the process of my project work.

I am thankful to my friends for their moral support and co-operation. I express my gratitude to my parents and family for their affection and support in all aspects which kept me go on my project work in particular and my studies in general without any obstacles.

**A. LAHARI**

Google Maps Vidavalur



**Vidavalur**

విడవలూరు  
Andhra Pradesh

Partly cloudy - 32°C  
11:37 AM

-  Directions
-  Save
-  Nearby
-  Send to phone
-  Share

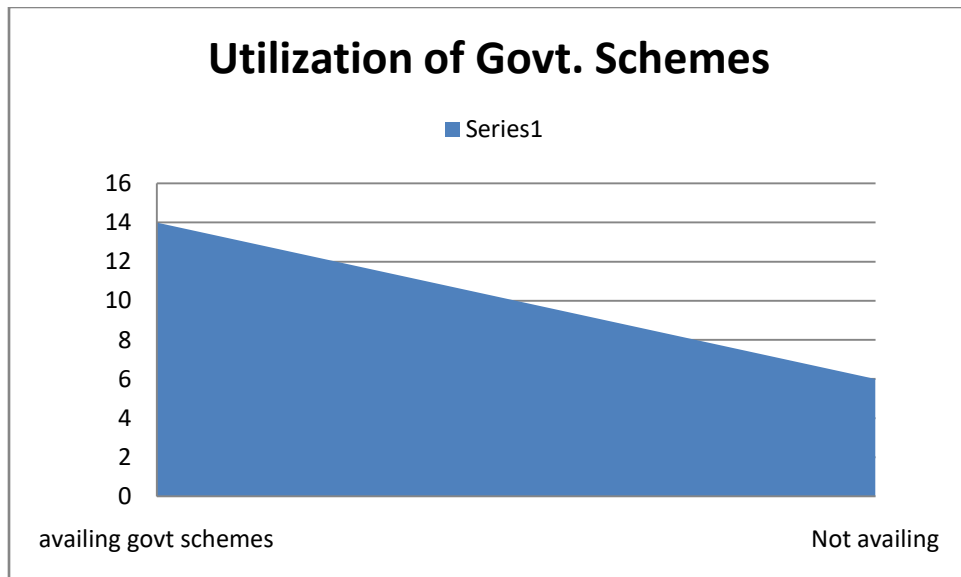
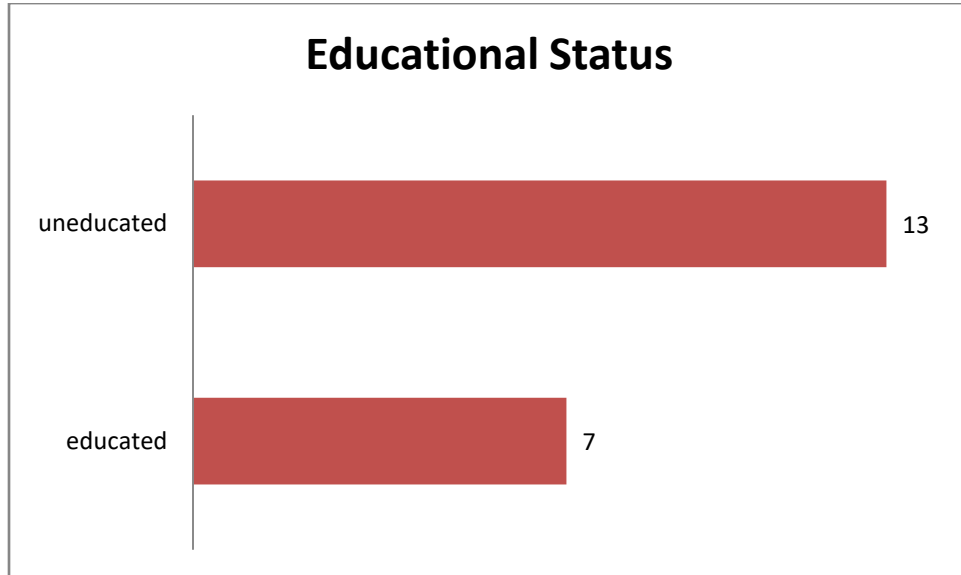
**Quick facts**

Vidavaluru is a village and a mandal headquarters in Nellore district in the state of Andhra Pradesh in India. It is located in Kovur. [Wikipedia](#)

**Photos**

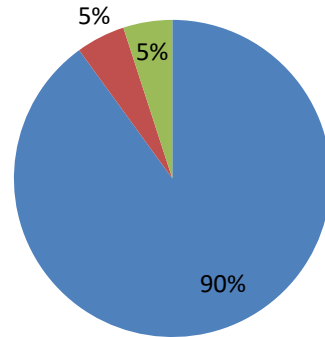


## GRAPHICAL REPRESENTATION OF THE SURVEY RESULTS

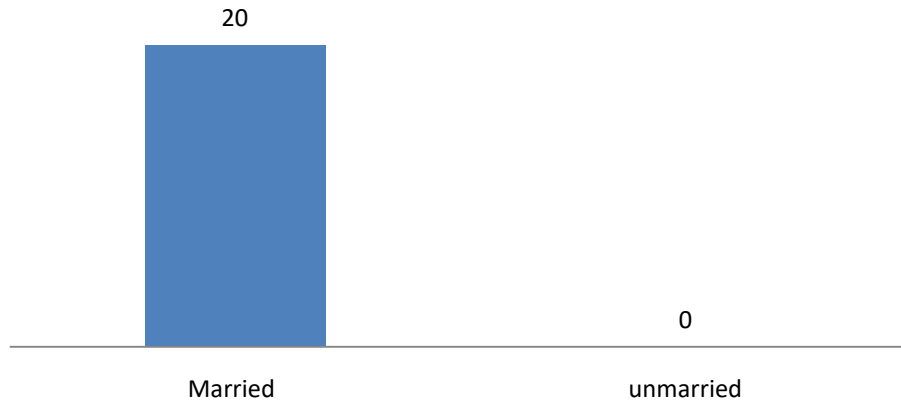


## People in Various Professions

■ Agriculture ■ Anganvadi ■ Teacher



## No. of married people









Time: 06-07-2022 17:27

Powered by NoteCam



Time: 06-07-2022 17:34

Powered by NoteCam



Time: 06-07-2022 17:13

Powered by NoteCam



Vidavalur, Andhra Pradesh, India  
H3F8+G69, Vidavalur, Andhra Pradesh 524318,  
India  
Lat 14.574046°  
Long 80.064923°  
22/06/22 06:03 PM